



# LAMINATE DOOR

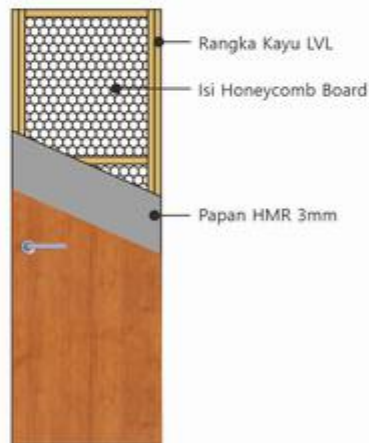




**STRUKTUR LAMINATE DOOR**



Struktur  
**FLUSH DOOR**



Struktur  
**HONEYCOMB BOARD**



Struktur  
**BLOCK BOARD**



Pintu Laminate adalah pintu NAMO Engineering yang pada bagian cover (luar) menggunakan papan HMR 3mm (tahan kelembaban) yang dilaminasi menggunakan PVC Deco Sheet dengan menggunakan proses press menggunakan mesin.

UNO Bridge 1  
25



UNO Bridge 2  
30



UNO Cloud  
25



UNO Nude  
10



UNO Matrix  
10





# MOTIF LAMINATE

## WOOD DOOR

LAMINATE DOOR

UNO Bridge 1  
25



UNO Bridge 2  
30



UNO Cloud  
25



UNO Nude  
10



UNO Matrix  
10



UNO Strata  
25



UNO Stream  
30



UNO Shiled  
90



DUO Bridge 1  
9010



DUO Bridge 2  
9010



DUO Matrix  
2510



DUO Strata  
3010



DUO Stream  
1030



DUO Shield  
2510



10

25

30

90

Pilihan Warna  
Laminat Door

WOOD DOOR

# ECO DOOR

PILIHAN STRUKTUR :

- FLUSH DOOR
- HONEYCOMB BOARD
- BLOCK BOARD

## UNFINISHED



## FINISHING PAINTING





# VENEER DOOR



VENEER WOOD



- FINISHING  
MELAMIN PAINTING

- UNFINISHED



# ART DOOR



ART DOOR

WOOD DOOR



# ART DOOR

## FRAME GAMBAR



095A



055D



071A



011G

## GAMBAR ART DOOR








# TIMBER JOINT DOOR



TIMBER JOINT

WOOD DOOR

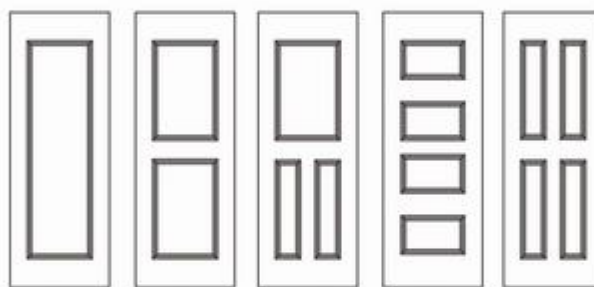
TIMBER JOINT DOOR



DETAIL PROFIL



MOTIF PROFIL



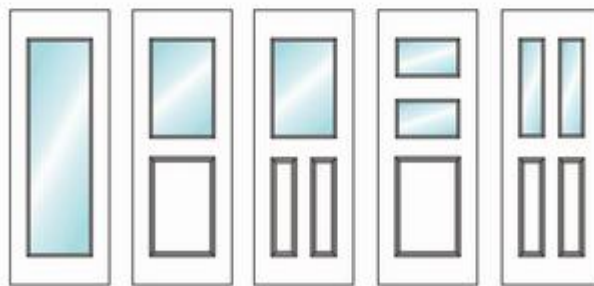
AW-A1

AW-B1

AW-B3

AW-D1

AW-D2



AG-A1  
(GLASS)

AG-B1  
(GLASS)

AG-B3  
(GLASS)

AG-B5  
(GLASS)

AG-D2  
(GLASS)